





Colour the beach ball.





## MATCH THE COLOURS

Match the crayon to it's coloured object.





## MATCHING FRUIT TO SHADOW

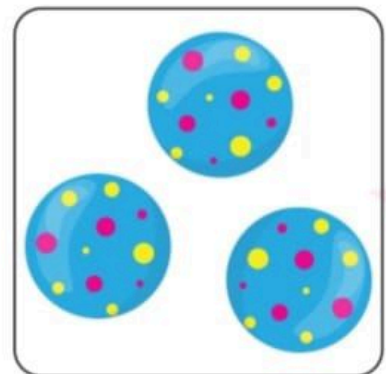
Match the fruit to it's shadow.





## NUMBER MATCHING 1 TO 3

Count the object in each set and match it to  
it's correct number.



1

3

2





## MATCH THE PATTERN

Draw a line to match each bird to its correct house by looking at the colours and patterns.





# TRACING

Trace the standing line pattern.





## ODD ONE OUT

Cross the odd one out.







## PATTERN WORKSHEET



Draw and colour the next shape to complete the pattern.








# HANDWRITING PRACTICE

Trace and complete the pattern.





# MATCH LETTERS AND PICTURES

Match the letter to it's picture.

D .




B .



A .



C .





## MY SENSES

Draw a line to match the body part to what it helps you see, hear, smell, taste or touch.



Date \_\_\_\_ / \_\_\_\_ / \_\_\_\_

Name: \_\_\_\_\_ CW ☐


Roll No.: \_\_\_\_\_ Section \_\_\_\_\_ HW ☐



## HOLIDAY MEMORY BOOK



Draw or stick a picture of what you did in the holidays with help from an adult.



Pre Nursery



Teacher's Signature \_\_\_\_\_



Date \_\_\_\_ / \_\_\_\_ / \_\_\_\_

Name: \_\_\_\_\_ CW ☐


Roll No.: \_\_\_\_\_ Section \_\_\_\_\_ HW ☐



## NATURE COLLAGE



Collect leaves, flowers or twigs and stick them  
here to make a nature collage.



Pre Nursery



Teacher's Signature \_\_\_\_\_



## VISIT TO THE GARDEN

Go to the garden with your family. After your visit, choose and color the face that shows how you feel!



Happy



Okay



Sad